

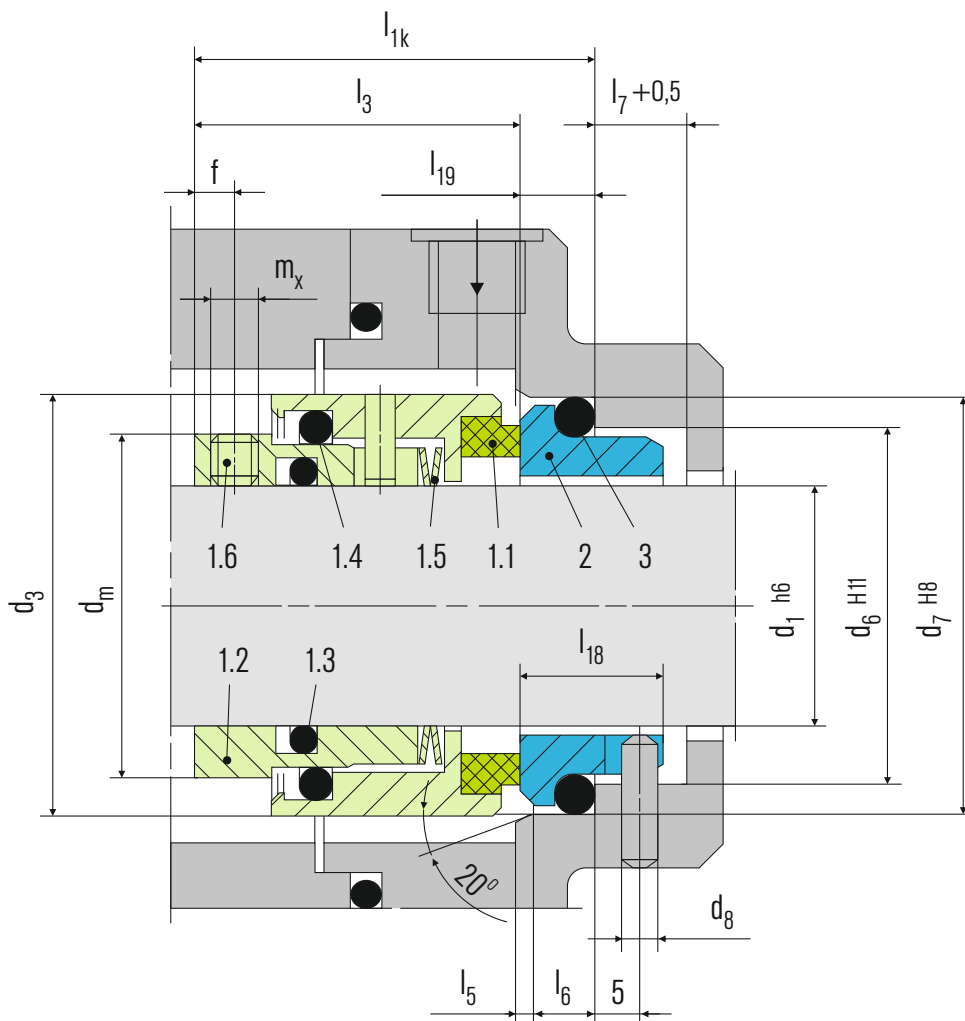


Product Description

1. Balanced
2. Encapsulated rotating spring
3. For shafts without a step
4. Independent of direction of rotation
5. Single seal

Technical Features

1. Especially designed for medias with solids and highly viscosity
2. No damage of the shaft by dynamically loaded O-Ring
3. Rugged and reliable design
4. Springs are protected from the product
5. Versatile applications including sterile & vacuum



Typical Industrial Applications

Conveying and bottling of dairy products
 Dirty, abrasive and solids containing media
 Pulp and paper industry
 Sugar industry
 Water and waste water technology
 Raw sludge pumps
 Raw sludge, sewage slurries
 Thick juice pumps

Performance Capabilities

Sizes: $d_1 = \text{Upto } 100 \text{ mm (Upto } 4.000\text{'')}$
 Pressure: $p_1^* = 0.8 \text{ abs... } 25 \text{ bar (1.2 abs... } 363 \text{ PSI)}$
 Temperature: $t = -50 \text{ }^\circ\text{C...} +220 \text{ }^\circ\text{C (-58 }^\circ\text{F...} +430 \text{ }^\circ\text{F)}$
 Speed = 20 m/s (66 ft/s)
 Permissible axial movement: $\pm 0.5 \text{ mm}$

Standards

EN 12756

Notes

Variant for sterile applications available.
 Please enquire.

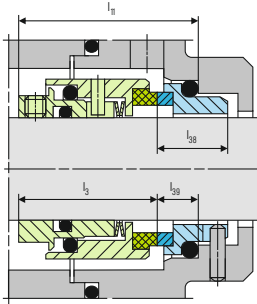
Materials

Seal face: Carbon graphite antimony impregnated (A),
 Carbon graphite resin impregnated (B)
 Seat G16: Silicon carbide (Q1)

Item	Part no.	Description
1.1	472/473	Seal face
1.2	485	Drive collar
1.3	412.2	O-Ring
1.4	412.1	O-Ring
1.5	477	Spring
1.6	904	Set screw
2	475	Seat (G16)
3	412.3	O-Ring

DIN 24250

Design Variations

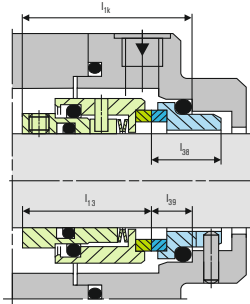


BJ927GN

Items and description as BJ920N.
 Seal face: Carbon graphite antimony impregnated (A),
 Carbon graphite resin impregnated (B)
 Seat G46: Silicon carbide (Q12)
 Installation length l_{11} ($= l_3 + l_{39}$) is longer than l_{1k} .

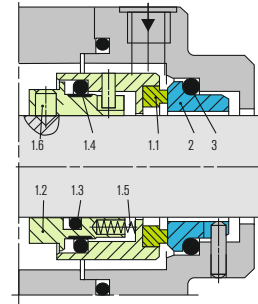
BJ970GN5

Items and description as BJ920N.
 Seal face: Silicon carbide (Q12)
 Seat G16: Silicon carbide (Q1)
 Installation length l_{12} ($= l_{13} + l_{19}$)
 is shorter than l_{1k} .



BJ977GN

Items and description as BJ920N.
 Seal face: Silicon carbide (Q12)
 Seat G46: Silicon carbide (Q12)
 Installation length l_{1k}
 Operating range:
 Temperature: $t = -20\text{ °C} \dots +180\text{ °C}$ ($-4\text{ °F} \dots +356\text{ °F}$)
 Sliding velocity: $V_g = 10\text{ m/s}$ (33 ft/s)



BJ400

Mechanical seals with product-protected multiple springs, for high pressure applications.
 Pressure: $p = \text{max. } 50\text{ bar}$ (725 PSI)
 Shaft diameter: $d_1 > \text{Upto } 100\text{ mm}$ (Upto 4.000")
 Smaller diameters and higher pressures on request.

Dimensional Data

Dimensions in millimeter

d_1	d_3	d_6	d_7	d_8	d_m	l_{1k}	l_3	l_5	l_6	l_7	l_{18}	l_{19}	$l_{11}^{(1)}$	$l_{12}^{(2)}$	l_{13}	l_{38}	l_{39}	f	m_x
18	32	27	33	3	26.0	37.5	30.5	2.0	5	9	15.0	7.0	39.5	35.5	28.5	17.0	9.0	3.0	M4
20	34	29	35	3	28.0	37.5	30.5	2.0	5	9	15.0	7.0	39.5	35.5	28.5	17.0	9.0	3.0	M4
22	36	31	37	3	30.0	37.5	30.5	2.0	5	9	15.0	7.0	39.5	35.5	28.5	17.0	9.0	3.0	M4
24	38	33	39	3	32.5	40.0	33.0	2.0	5	9	15.0	7.0	42.0	38.0	31.0	17.0	9.0	3.5	M5
25	39	34	40	3	33.5	40.0	33.0	2.0	5	9	15.0	7.0	42.0	38.0	31.0	17.0	9.0	3.5	M5
28	42	37	43	3	36.5	42.5	35.5	2.0	5	9	15.0	7.0	45.0	40.0	33.0	17.5	9.5	3.5	M5
30	44	39	45	3	38.5	42.5	35.5	2.0	5	9	15.0	7.0	45.0	40.0	33.0	17.5	9.5	3.5	M5
32	47	42	48	3	41.5	42.5	35.5	2.0	5	9	15.0	7.0	45.0	40.0	33.0	17.5	9.5	3.5	M5
33	47	42	48	3	41.5	42.5	35.5	2.0	5	9	15.0	7.0	45.0	40.0	33.0	17.5	9.5	3.5	M5
35	49	44	50	3	43.5	42.5	35.5	2.0	5	9	15.0	7.0	45.0	40.0	33.0	17.5	9.5	3.5	M5
38	54	49	56	4	47.5	45.0	37.0	2.0	6	9	16.0	8.0	47.5	42.5	34.5	18.5	10.5	4.0	M5
40	56	51	58	4	49.5	45.0	37.0	2.0	6	9	16.0	8.0	47.5	42.5	34.5	18.5	10.5	4.0	M5
43	59	54	61	4	52.5	45.0	37.0	2.0	6	9	16.0	8.0	47.5	42.5	34.5	18.5	10.5	4.0	M5
45	61	56	63	4	54.5	45.0	37.0	2.0	6	9	16.0	8.0	47.5	42.5	34.5	18.5	10.5	4.0	M5
48	64	59	66	4	57.5	45.0	37.0	2.0	6	9	16.0	8.0	47.5	42.5	34.5	18.5	10.5	4.0	M5
50	66	62	70	4	59.5	47.5	38.0	2.5	6	9	17.0	9.5	50.0	45.0	35.5	19.5	12.0	4.5	M6
53	69	65	73	4	62.5	47.5	38.0	2.5	6	9	17.0	9.5	50.0	45.0	35.5	19.5	12.0	4.5	M6
55	71	67	75	4	64.5	47.5	38.0	2.5	6	9	17.0	9.5	50.0	45.0	35.5	19.5	12.0	4.5	M6
58	78	70	78	4	68.5	52.5	42.0	2.5	6	9	18.0	10.5	55.0	50.0	39.5	20.5	13.0	4.5	M6
60	80	72	80	4	70.5	52.5	42.0	2.5	6	9	18.0	10.5	55.0	50.0	39.5	20.5	13.0	4.5	M6
63	83	75	83	4	73.5	52.5	42.0	2.5	6	9	18.0	10.5	55.0	50.0	39.5	20.5	13.0	4.5	M6
65	85	77	85	4	75.5	52.5	42.0	2.5	6	9	18.0	10.5	55.0	50.0	39.5	20.5	13.0	4.5	M6
68	88	81	90	4	78.5	52.5	41.5	2.5	7	9	18.5	11.0	55.0	50.0	39.0	21.0	13.5	4.5	M6
70	90	83	92	4	80.5	60.0	48.5	2.5	7	9	19.0	11.5	62.5	57.5	46.0	21.5	14.0	5.0	M6
75	99	88	97	4	89.0	60.0	48.5	2.5	7	9	19.0	11.5	62.5	57.5	46.0	21.5	14.0	5.5	M8
80	104	95	105	4	94.0	60.0	48.5	3.0	7	9	19.0	11.5	62.5	57.5	46.0	21.5	14.0	5.5	M8
85	109	100	110	4	99.0	60.0	48.5	3.0	7	9	19.0	11.5	62.5	57.5	46.0	21.5	14.0	5.5	M8
90	114	105	115	4	104.0	65.0	52.0	3.0	7	9	20.5	13.0	67.5	62.5	49.5	23.0	15.5	5.5	M8
95	119	110	120	4	109.0	65.0	52.0	3.0	7	9	20.5	13.0	67.5	62.5	49.5	23.0	15.5	5.5	M8
100	124	115	125	4	114.0	65.0	52.0	3.0	7	9	20.5	13.0	67.5	62.5	49.5	23.0	15.5	5.5	M8

inch size available from size 0.750 to 4.000

Note: Additional technical & dimensional information will be provided on request.